

Recursion — Pt 2

Recursion — returning values & private recursive functions


```
private long fibonacciUtil(long fibNumA, long fibNumB, int counter)
{
    System.out.println(counter + " " + fibNumA + " " + fibNumB);
    if (counter==1)
        return fibNumA.add(fibNumB);
    return fibonacciUtil(fibNumB, fibNumA + fibNumB, counter-1);
}

public long fibonacci(int n) {
    if (n<=0) return 0;
    if (n<3) return 1;
    return fibonacciUtil(1, 1, n-2);
}
```

See also `BadFibb.java`

Returning an ArrayList

Make a method that returns an array list containing N numbers, starting at M then $2M$, $3M$, $4M$, ...

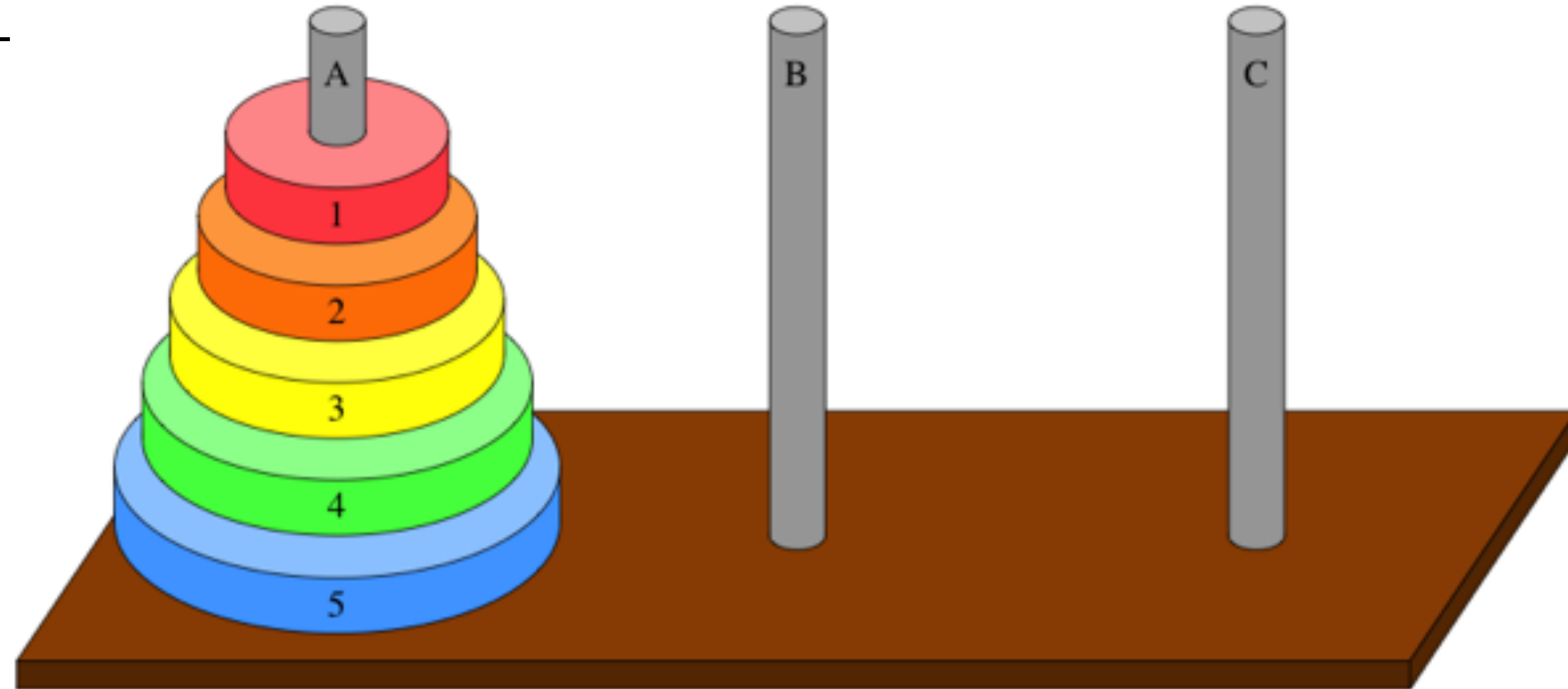


Edouard Lucas

- French Mathematician
 - 1842 - 1891
- proved $2^{127}-1$ is prime
 - largest known Mersenne prime for 75 years
- “lucas sequences” simplest of these is the Fibonacci sequence
- Invented/published the “dots and boxes” game
- The ~~Towers of Hanoi~~ Lucas Towers



Lucas Towers



Extra Credit: +10 to homework
Must be done by last day of classes
Do in lab with a TA witness

Count the number of occurrences of a letter in a string

```
public int numOccur1(char ch, String str) {  
    if (str == null || str.equals("")) {  
        return 0;  
    }  
    int count = 0;  
    if (str.charAt(0) == ch) {  
        count++;  
    }  
    numOccur1(ch, str.substring(1));  
    return count;  
}
```

What does this return on “a”, “abc”

Why?

Occurrence count v2

```
int acount = 0;

public int numOccur2(char ch, String str) {
    if (str == null || str.equals("")) {
        return 0;
    }
    if (str.charAt(0) == ch) {
        acount++;
    }
    numOccur2(ch, str.substring(1));
    return acount;
}
```

Correct answer, but a BAD solution

Occurrence count v3 and v4

```
public int numOccur3(char ch, String str) {
    if (str == null || str.equals("")) { return 0; }
    int count = 0;
    if (str.charAt(0) == ch) { count = 1; }
    return count + numOccur3(ch, str.substring(1));
}
```

```
public int numOccur4(char ch, String str) {
    return numOccur4Util(ch, str, 0);
}
```

```
private int numOccur4Util(char ch, String str, int count) {
    if (str == null || str.equals("")) { return count; }
    if (str.charAt(0) == ch) { count++; }
    return numOccur4Util(ch, str.substring(1), count);
}
```

v5 and v6

```
public int numOccur5(char ch, String str) {
    if (str == null || str.length()==0)
        return 0;
    return numOccur5Util(ch, str, 0, 0);
}
private int numOccur5Util(char ch, String str, int loc, int count) {
    if (loc >= str.length())
        return count;
    if (str.charAt(loc) == ch) { count++; }
    return numOccur5Util(ch, str, loc+1, count);
}

public int numOccur6(char ch, String str) {
    if (str == null || str.length()==0)
        return 0;
    return numOccur6Util(ch, str, 0);
}
private int numOccur6Util(char ch, String str, int loc) {
    if (loc >= str.length())
        return 0;
    return (str.charAt(loc)==ch ? 1 : 0) + numOccur6Util(ch, str, loc+1);
}
```

Ternary Operator!

Practice

- Recursively compute the number of odd numbers in an array of integers
- Recursively count the number of strings of at least a given length in an ArrayList of strings
 - for instance, given a length of 0, this would return the count of the non-null strings in the array

Finding a data item

- Suppose you have an array (or ArrayList) of N items. How do you determine if the array contains a particular item?
 - Does the form of the array matter?
 - Unsorted
 - Sorted
 - What is the complexity of finding an item?

Naive Find

works on all arrays. Sorted or Unsorted

- Start at beginning
- compare until found
- Time Complexity??
- Loops would work

```
public int find(int[] arr, int num) {
    return findUtil(arr, num, 0);
}

/**
 * Find be looking at each item. The array may be in any order
 * @param arr the array to be searched
 * @param num the number to be found
 * @param loc the location to consider next
 * @return the location of num in arr, or -1 if not in arr
 */
private int findUtil(int[] arr, int num, int loc) {
    if (loc >= arr.length)
        return -1;
    if (arr[loc] == num)
        return loc;
    return findUtil(arr, num, loc + 1);
}
```

Binary Search

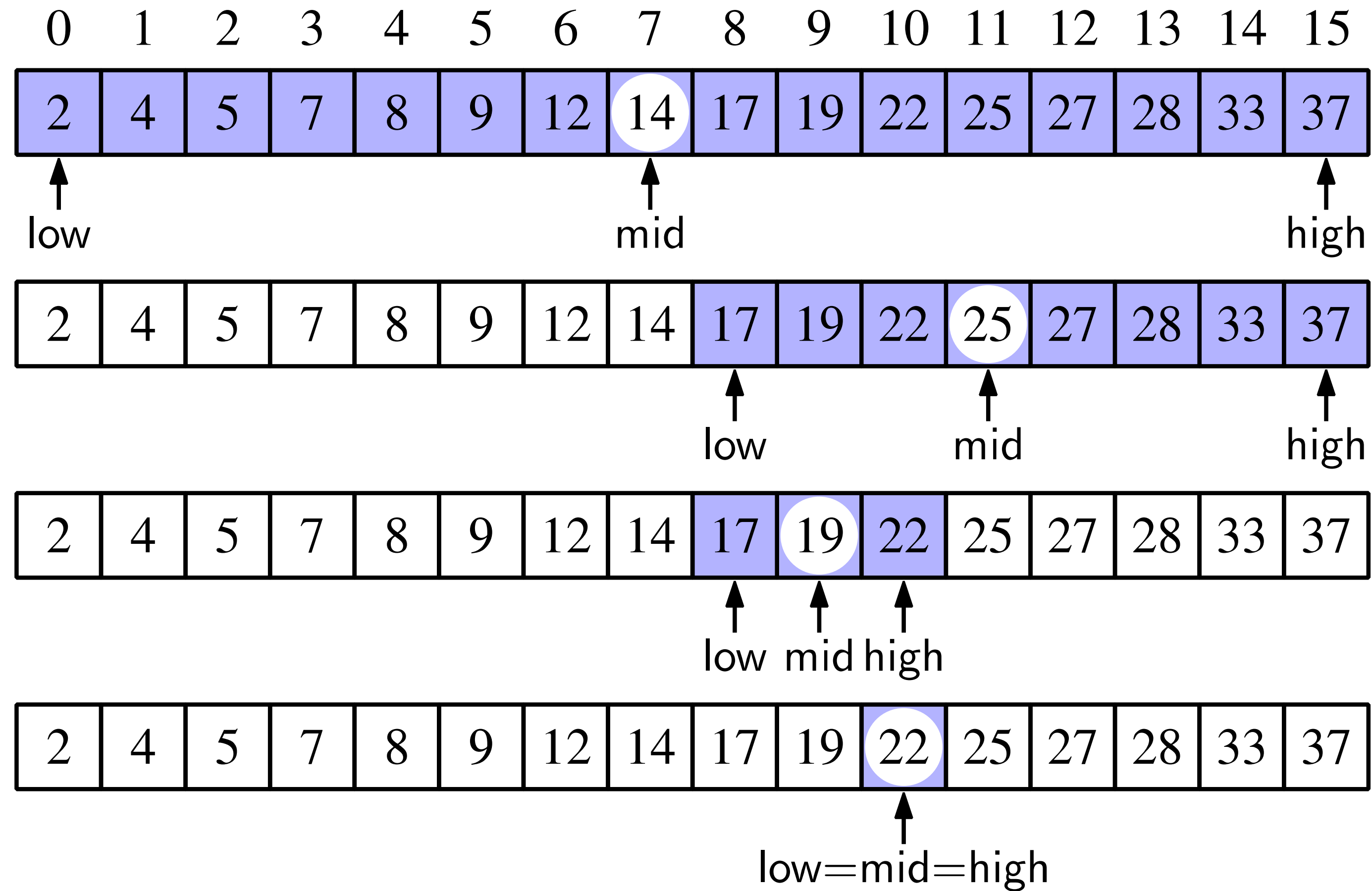
Faster find on sorted arrays

- Search for an integer (22) in an ordered list

0	1	2	3	4	5	6	7	8	9	10	11	12	13	14	15
2	4	5	7	8	9	12	14	17	19	22	25	27	28	33	37

- $mid = \left\lfloor \frac{low + high}{2} \right\rfloor = \left\lfloor \frac{0 + 15}{2} \right\rfloor = 7$
 - `target == data[mid]`, found
 - `target > data[mid]`, recur on second half
 - `target < data[mid]`, recur on first half

target = 22



Binary Search Code

```
/**
 * An alternate version of finding number in an array
 * This version requires that the array be sorted
 * @param arr the array - it must be sorted
 * @param num the number to be found
 * @param minPos the lowest position that the item to be found could be at
 * @param maxPos the highest possible location
 * @return the location, or -1 if not found
 */
private int findUtilB(int[] arr, int num, int minPos, int maxPos) {
    if (minPos >= maxPos)
        return -1;
    int loc = (minPos + maxPos) / 2;
    if (arr[loc] == num)
        return loc;
    if (num > arr[loc])
        return findUtilB(arr, num, loc + 1, maxPos);
    else
        return findUtilB(arr, num, minPos, loc - 1);
}
```

Why loc+1?

Why loc-1?

Would this code work as well on ArrayList?

Binary Search Analysis

- Each recursive call divides the array in half
- If the array is of size n , it divides (and searches) at most $\log_2 n$ times before the current half is of size 1
- $O(\log_2 n)$

Recursion and Backtracking

- All problems considered so far progress steadily towards an answer.
- Consider a maze. Sometimes you need to “backtrack”.
 - RECURSION makes backtracking easy!
- Idea:
 - 1. Somehow make a copy of where you are,
 - 2. Try to go forward one step.
 - A. If success,
 - Mark your step on the copy.
 - return to step 1
 - B. If failure
 - throw out copy
 - go some other direction using your original
- Twiddle
 - especially with mazes mark places you have been so you do not retry failed paths

Do Maze!!

- See Maze.java